



tospl

PRODUCT CATALOG

2025



+91 92057 04758



www.tirupatioffice.com



response@tirupatioffice.com

A red circle containing the white text "tospl".

tospl



Pleasure at Workplace



Redefining Workplace with Innovation and Excellence

Tirupati Office Systems (TOSPL) is here to make people feel more at ease in the office with friendly and efficient workplace solutions. We are authorized dealers of top brands, including HNI, Krueger International, Welspun Flooring, Furniture Atelier, and Globus AV Solutions, ensuring our clients receive the best in quality, durability, and design innovation.



www.tirupatioffice.com

ABOUT US

A creation that suits your personality.

Tirupati Office Systems (TOSPL) is here to make people feel more at ease in the office with friendly and efficient workplace solutions. We are authorized dealers of top brands, including HNI, Krueger International, Welspun Flooring, Furniture Atelier, and Globus AV Solutions, ensuring our clients receive the best in quality, durability, and design innovation.



Proven Expertise

With 22+ years of industry expertise, we deliver value-driven solutions, tailored to client needs.



Distinctive Design

Design is an integral part of our company philosophy, which distinguishes us from the marketplace.



Reasonable Price

By keeping expenses and overheads low, we provide affordable solutions without ever compromising on quality.



We deliver innovative solutions that perfectly represent your workflow, culture, and corporate identity.

Gaurav Gupta

Founder – TOSPL



MODEL NAME: CLOE



MODEL NAME: RAPIDO



MODEL NAME: RIO



MODEL NAME: POPPY



MODEL NAME: SINTARA



MODEL NAME: TERRANO



MODEL NAME: **TOLIDO**



MODEL NAME: ZARA



BEST SELLER

tospl



GET A QUOTE



+91 92057 04758



www.tirupatioffice.com



response@tirupatioffice.com



ADONIS CHAIR

Length (W) : 480mm
Depth : 600mm
Height : 830mm
Seat Height : 450mm

SHELL

Inner frame is made combination of PU Moulded foam / MS framework.

FOAM

Moulded Foam having density of 45 - 50g/cbm.

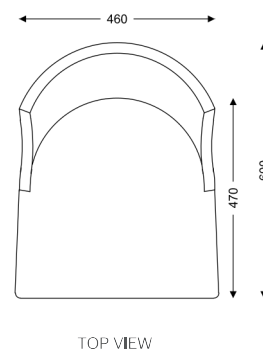
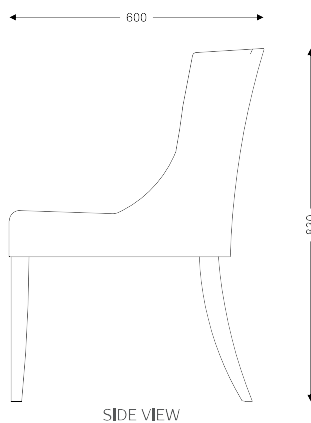

FINISHING

Finished in PU/ Leatherite / Fabric

BASE

Wooden Base : In Wooden finish as approved with PVC buffer.

Aluminium Base : In Aluminium glossy finish as approved with Leveler or Castors .



CENARE CHAIR

Length (W) : 440mm
Depth : 535mm
Height : 860mm
Seat Height : 450mm

SHELL

Inner frame is made combination of PU Moulded foam / MS framework.

FOAM

Moulded Foam having density of 45 - 50g/cbm.

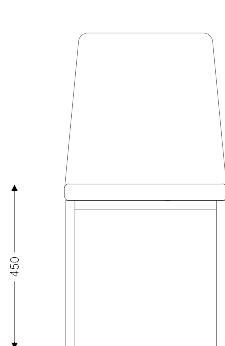
FINISHING

Finished in PU/ Leatherite / Fabric

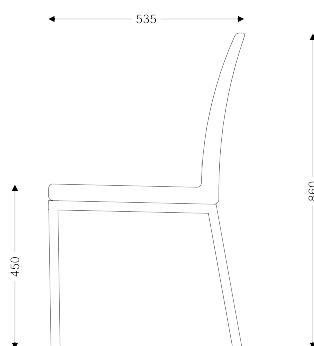
BASE

MS Base : In MS finish as approved with PVC buffer.


Wooden Base : In Wooden finish as approved with PVC buffer.



FRONT VIEW



SIDE VIEW



TOP VIEW



STEN CHAIR

Length (W) : 535mm
Depth : 611mm
Height : 865mm
Seat Height : 454mm

SHELL

Inner frame is made combination of PU Moulded foam / MS framework.

FOAM


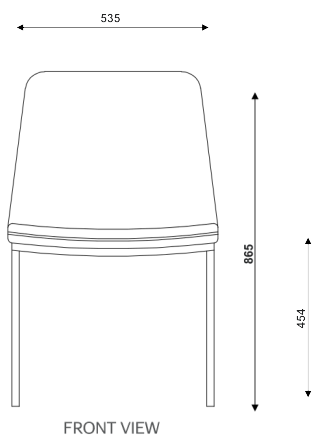
Moulded Foam having density of 45 - 50g/cbm.

FINISHING

Finished in PU/ Leatherite / Fabric

BASE

MS Base : In MS finish as approved with PVC buffer.



UNICO CHAIR

Length (W) : 530mm
Depth : 580mm
Height : 810mm
Seat Height : 460mm

SHELL

Inner frame is made combination of PU Moulded foam / MS framework.

FOAM

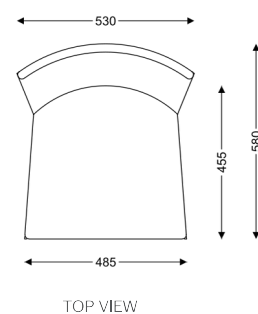
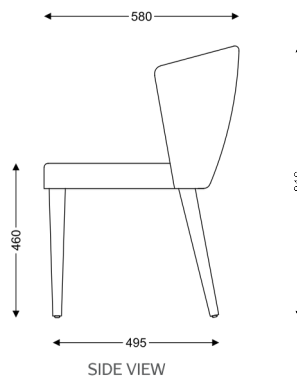
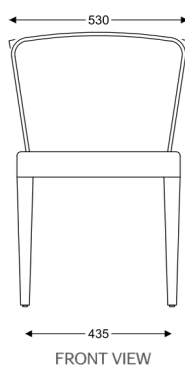
Moulded Foam having density of 45 - 50g/cbm.

FINISHING

Finished in PU/ Leatherite / Fabric

BASE

Wooden Base : In Wooden finish as approved with PVC buffer.





CLASSIC CHAIR

Length (W) : 830mm
Depth : 650mm
Height : 750mm
Seat Height : 450mm

SHELL

Inner frame is made combination of PU Moulded foam / MS framework.

FOAM

Moulded Foam having density of 45 - 50g/cbm.

FINISHING

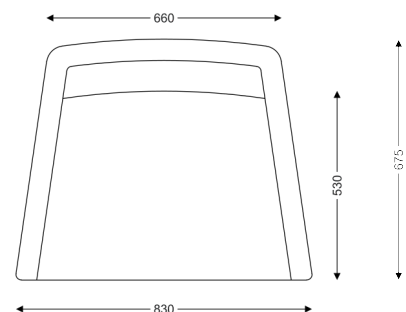
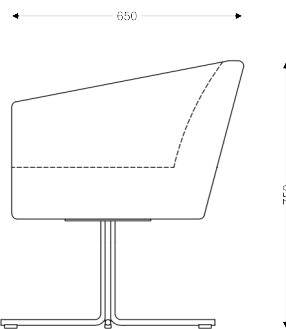
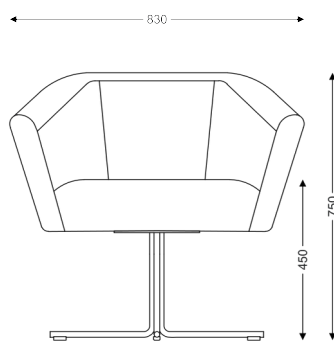
Finished in PU/ Leatherite / Fabric

BASE

MS Base : In MS finish as approved with PVC buffer.

Wooden Base : In Wooden finish as approved with PVC buffer.

Aluminium Base : In Aluminium glossy finish as approved with Leveler or Castors .



MOLLIS CHAIR

Length (W) : 700mm
Depth : 635mm
Height : 830mm
Seat Height : 430mm

SHELL

Inner frame is made combination of PU Moulded foam / MS framework.

FOAM

Moulded Foam having density of 45 - 50g/cbm.

FINISHING

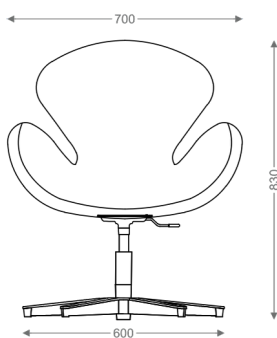
Finished in PU/ Leatherite / Fabric

BASE

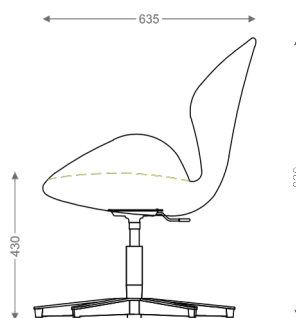
MS Base : In MS finish as approved with PVC buffer.

Wooden Base : In Wooden finish as approved with PVC buffer.

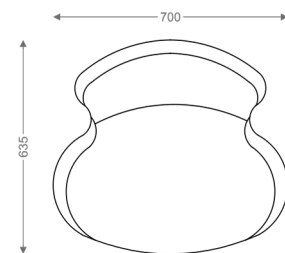
Aluminium Base : In Aluminium glossy finish as approved with Leveler or Castors .



FRONT VIEW



SIDE VIEW



TOP VIEW



QUADRO CHAIR

Length (W) : 620mm
Depth : 610mm
Height : 830mm
Seat Height : 460mm

SHELL

Inner frame is made combination of PU Moulded foam / MS framework.

FOAM

Moulded Foam having density of 45 - 50g/cbm.

FINISHING

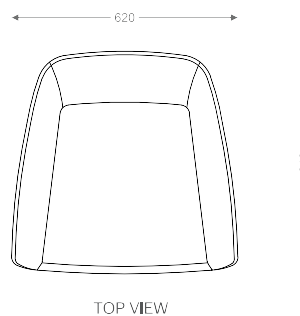
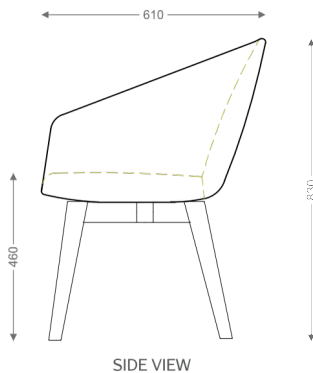
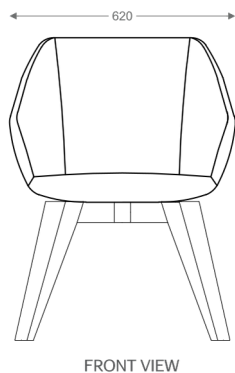
Finished in PU/ Leatherite / Fabric

BASE

MS Base : In MS finish as approved with PVC buffer.

Wooden Base : In Wooden finish as approved with PVC buffer.

Aluminium Base : In Aluminium glossy finish as approved with Leveler or Castors .



ORBIT CHAIR

Length (W) : 802mm
Depth : 720mm
Height : 727mm
Seat Height : 460mm

SHELL

Inner frame is made combination of PU Moulded foam / MS framework.

FOAM

Moulded Foam having density of 45 - 50g/cbm.

FINISHING

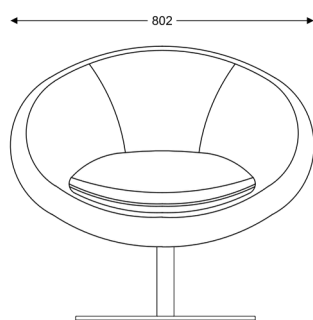
Finished in PU/ Leatherite / Fabric

BASE

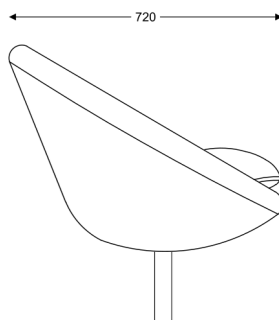
MS Base : In MS finish as approved with PVC buffer.

Wooden Base : In Wooden finish as approved with PVC buffer.

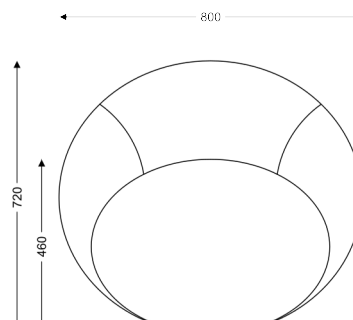
Aluminium Base : In Aluminium glossy finish as approved with Leveler or Castors .



FRONT VIEW



SIDE VIEW



TOP VIEW

GROZA CHAIR

Length (W) : 780mm
Depth : 670mm
Height : 865mm
Seat Height : 464mm

SHELL

Inner frame is made combination of PU Moulded foam / MS framework.

FOAM

Moulded Foam having density of 45 - 50g/cbm.

FINISHING

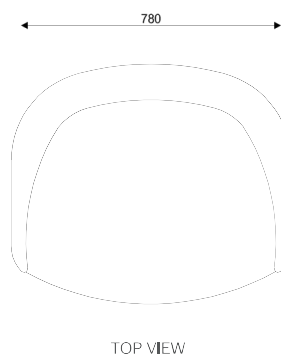
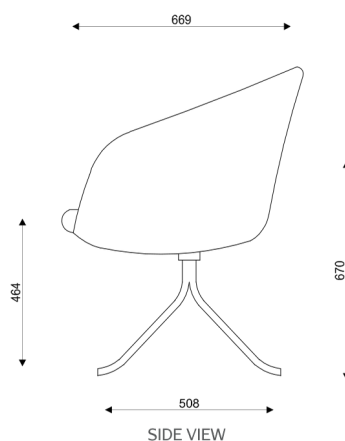
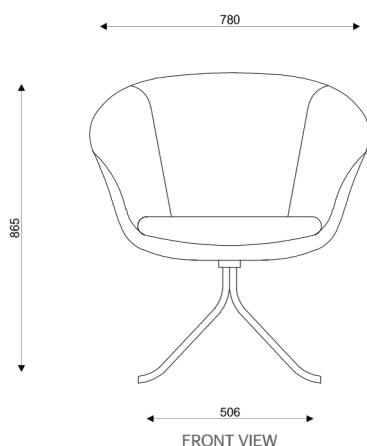
Finished in PU/ Leatherite / Fabric

BASE

MS Base : In MS finish as approved with PVC buffer.

Wooden Base : In Wooden finish as approved with PVC buffer.

Aluminium Base : In Aluminium glossy finish as approved with Leveler or Castors .





SNUG CHAIR

Length (W) : 630mm
Depth : 590mm
Height : 786mm
Seat Height : 400mm

SHELL

Inner frame is made combination of PU Moulded foam / MS framework.

FOAM

Moulded Foam having density of 45 - 50g/cbm.

FINISHING

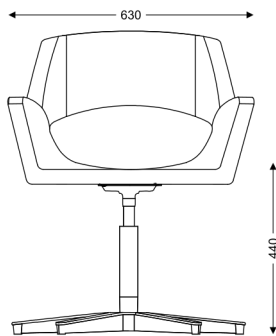
Finished in PU/ Leatherite / Fabric

BASE

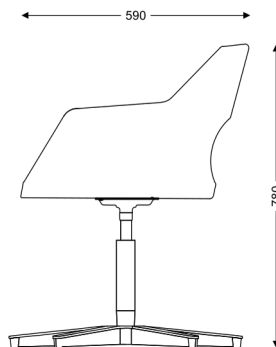
MS Base : In MS finish as approved with PVC buffer.

Wooden Base : In Wooden finish as approved with PVC buffer.

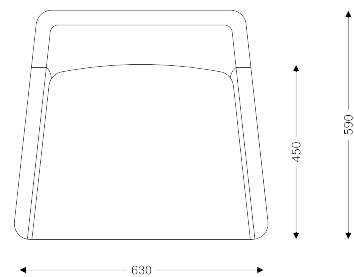
Aluminium Base : In Aluminium glossy finish as approved with Leveler or Castors .



FRONT VIEW



SIDE VIEW



TOP VIEW



UNI CHAIR

Length (W) : 630mm
Depth : 590mm
Height : 786mm
Seat Height : 400mm

SHELL

Inner frame is made combination of PU Moulded foam / MS framework.

FOAM

Moulded Foam having density of 45 - 50g/cbm.

FINISHING

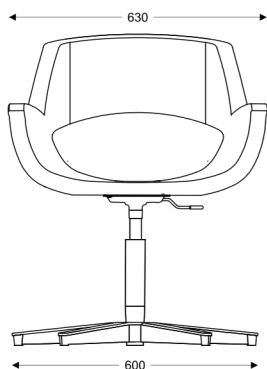
Finished in PU/ Leatherite / Fabric

BASE

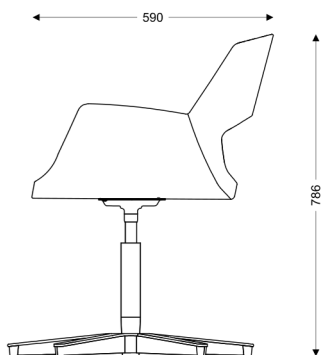
MS Base : In MS finish as approved with PVC buffer.

Wooden Base : In Wooden finish as approved with PVC buffer.

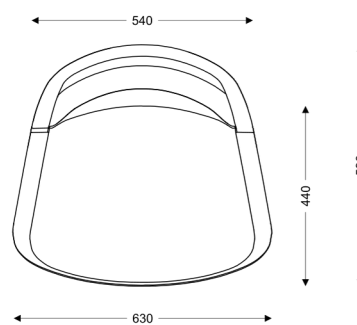
Aluminium Base : In Aluminium glossy finish as approved with Leveler or Castors .



FRONT VIEW



SIDE VIEW



TOP VIEW



COASTA CHAIR

Length (W) : 620mm
Depth : 600mm
Height : 840mm
Seat Height : 460mm

SHELL

Inner frame is made combination of PU Moulded foam / MS framework.

FOAM

Moulded Foam having density of 45 - 50g/cbm.

FINISHING

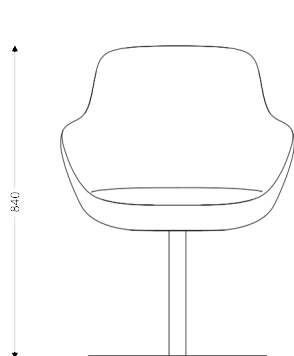
Finished in PU/ Leatherite / Fabric

BASE

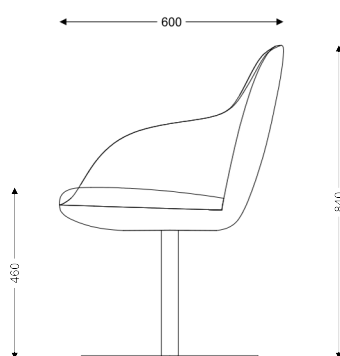
MS Base : In MS finish as approved with PVC buffer.

Wooden Base : In Wooden finish as approved with PVC buffer.

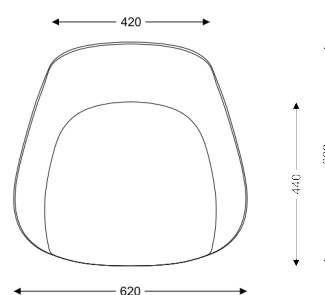
Aluminium Base : In Aluminium glossy finish as approved with Leveler or Castors .



FRONT VIEW



SIDE VIEW



TOP VIEW



GYRUS CHAIR

Length (W) : 590mm
Depth : 580mm
Height : 815mm
Seat Height : 460mm

SHELL

Inner frame is made combination of PU Moulded foam / MS framework.

FOAM

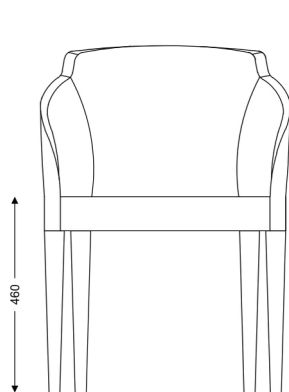
Moulded Foam having density of 45 - 50g/cbm.

FINISHING

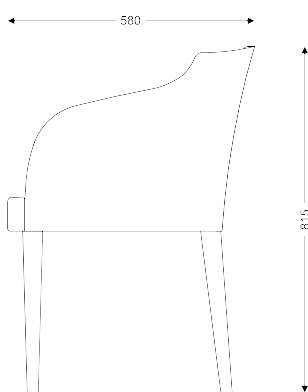
Finished in PU/ Leatherite / Fabric

BASE

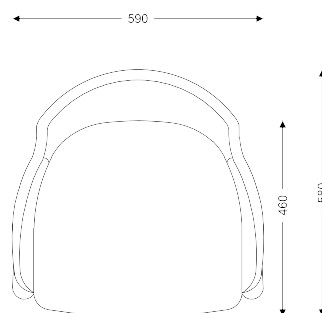
Wooden Base : In Wooden finish as approved with PVC buffer.



FRONT VIEW



SIDE VIEW



TOP VIEW



LUX CHAIR

Length (W) : 620mm
Depth : 600mm
Height : 840mm
Seat Height : 460mm

SHELL

Inner frame is made combination of PU Moulded foam / MS framework.

FOAM

Moulded Foam having density of 45 - 50g/cbm.

FINISHING

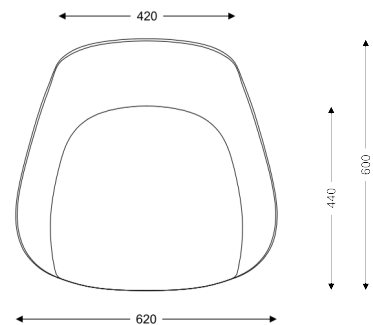
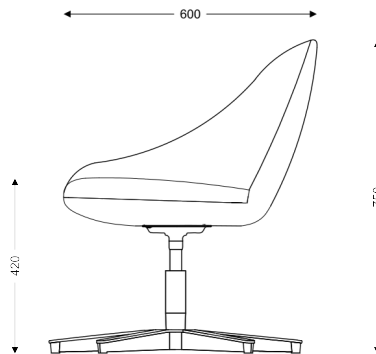
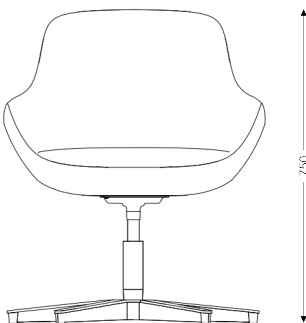
Finished in PU/ Leatherite / Fabric

BASE

MS Base : In MS finish as approved with PVC buffer.

Wooden Base : In Wooden finish as approved with PVC buffer.

Aluminium Base : In Aluminium glossy finish as approved with Leveler or Castors .





ARK CHAIR

Length (W) : 770mm
Depth : 700mm
Height : 970mm
Seat Height : 460mm

SHELL

Inner frame is made combination of PU Moulded foam / MS framework.

FOAM

Moulded Foam having density of 45 - 50g/cbm.

FINISHING

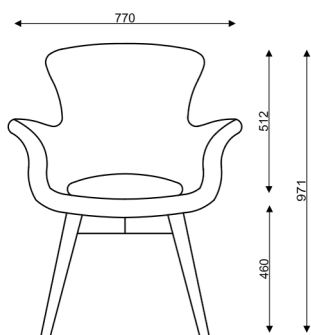
Finished in PU/ Leatherite / Fabric

BASE

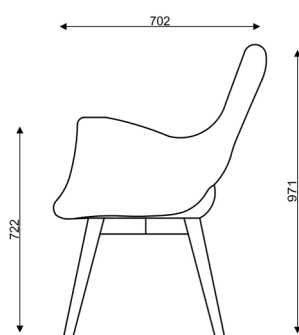
MS Base : In MS finish as approved with PVC buffer.

Wooden Base : In Wooden finish as approved with PVC buffer.

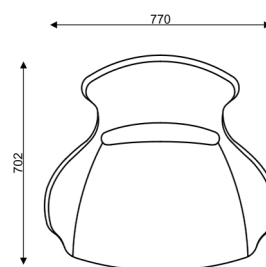
Aluminium Base : In Aluminium glossy finish as approved with Leveler or Castors .



FRONT VIEW



SIDE VIEW



TOP VIEW



NOBEL CHAIR

Length (W) : 620mm
Depth : 605mm
Height : 880mm
Seat Height : 450mm

SHELL

Inner frame is made combination of PU Moulded foam / MS framework.

FOAM

Moulded Foam having density of 45 - 50g/cbm.

FINISHING

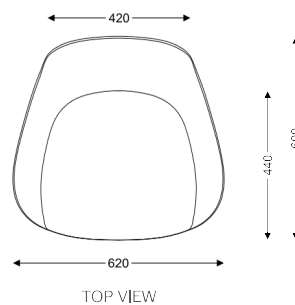
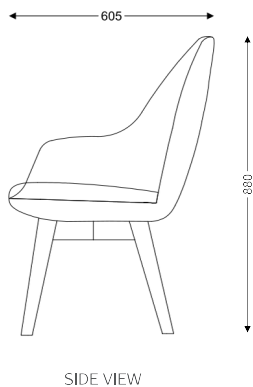
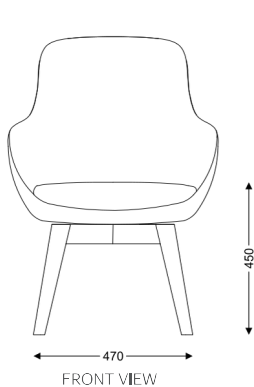
Finished in PU/ Leatherite / Fabric

BASE

MS Base : In MS finish as approved with PVC buffer.

Wooden Base : In Wooden finish as approved with PVC buffer.

Aluminium Base : In Aluminium glossy finish as approved with Leveler or Castors .



ONRY CHAIR

Length (W) : 795mm
Depth : 640mm
Height : 940mm
Seat Height : 460mm

SHELL

Inner frame is made combination of PU Moulded foam / MS framework.

FOAM

Moulded Foam having density of 45 - 50g/cbm.

FINISHING

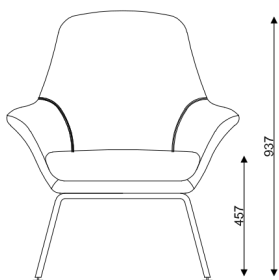
Finished in PU/ Leatherite / Fabric

BASE

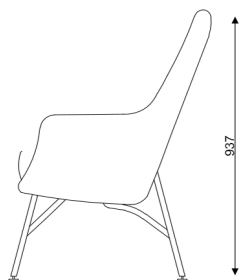
MS Base : In MS finish as approved with PVC buffer.

Wooden Base : In Wooden finish as approved with PVC buffer.

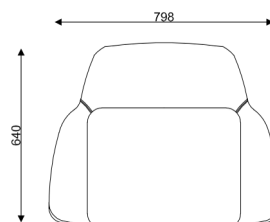
Aluminium Base : In Aluminium glossy finish as approved with Leveler or Castors .



FRONT VIEW



SIDE VIEW



TOP VIEW



ELEGANTE CHAIR

Length (W) : 620mm
Depth : 600mm
Height : 775mm
Seat Height : 400mm

SHELL

Inner frame is made combination of PU Moulded foam / MS framework.

FOAM

Moulded Foam having density of 45 - 50g/cbm.

FINISHING

Finished in PU/ Leatherite / Fabric

BASE

Wooden Base : In Wooden finish as approved with PVC buffer.

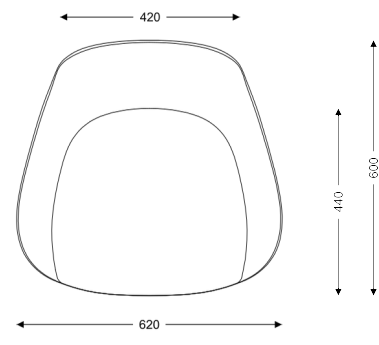
Aluminium Base : In Aluminium glossy finish as approved with Leveler or Castors .



FRONT VIEW



SIDE VIEW



TOP VIEW

CUP CHAIR

Length (W) : 760mm
Depth : 720mm
Height : 760mm
Seat Height : 410mm

SHELL

Inner frame is made combination of PU Moulded foam / MS framework.

FOAM

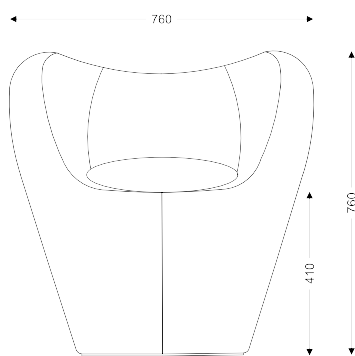
Moulded Foam having density of 45 - 50g/cbm.

FINISHING

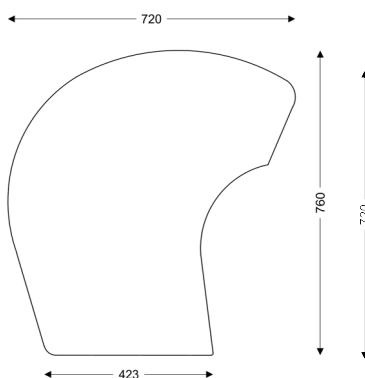
Finished in PU/ Leatherite / Fabric

BASE

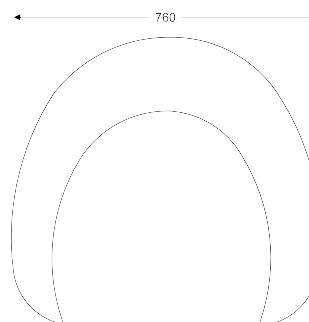
Finishes as approved with PVC buffer.



FRONT VIEW



SIDE VIEW



TOP VIEW



WING CHAIR

Length (W) : 700mm
Depth : 720mm
Height : 1005mm
Seat Height : 430mm

SHELL

Inner frame is made combination of PU Moulded foam / MS framework.

FOAM

Moulded Foam having density of 45 - 50g/cbm.

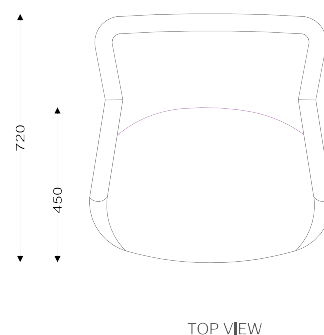
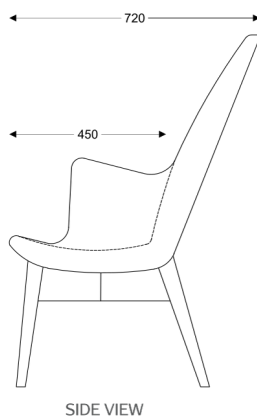
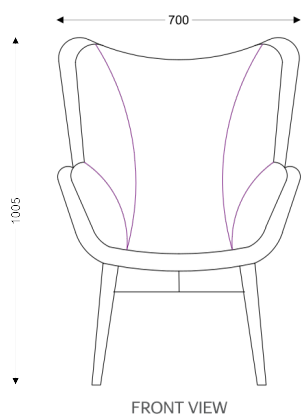
FINISHING

Finished in PU/ Leatherite / Fabric

BASE

Wooden Base : In Wooden finish as approved with PVC buffer.

Aluminium Base : In Aluminium glossy finish as approved with Leveler or Castors .





INTIMO CHAIR

Length (W) : 615mm
Depth : 710mm
Height : 870mm
Seat Height : 415mm

SHELL

Inner frame is made combination of PU Moulded foam / MS framework.

FOAM

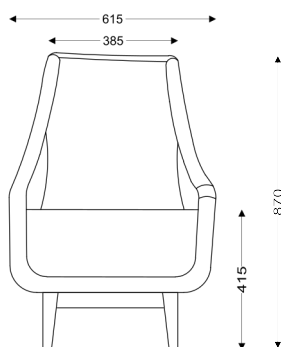
Moulded Foam having density of 45 - 50g/cbm.

FINISHING

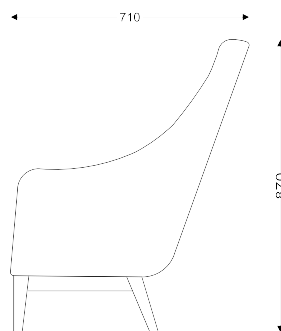
Finished in PU/ Leatherite / Fabric

BASE

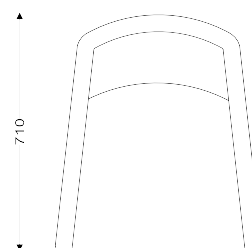
Wooden Base : In Wooden finish as approved with PVC buffer.



FRONT VIEW



SIDE VIEW



TOP VIEW



JEFE CHAIR

Length (W) : 750mm

Depth : 740mm

Height : 1195mm

Seat Height : 425mm

SHELL

Inner frame is made combination of PU Moulded foam / MS framework.

FOAM

Moulded Foam having density of 45 - 50g/cbm.

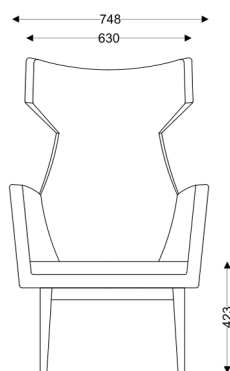
FINISHING

Finished in PU/ Leatherite / Fabric

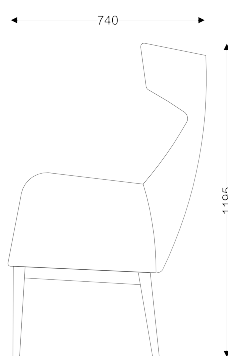
BASE

Wooden Base : In Wooden finish as approved with PVC buffer.

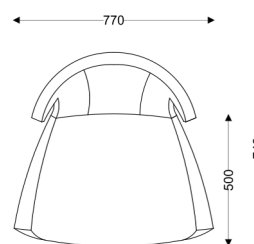
Aluminium Base : In Aluminium glossy finish as approved with Leveler or Castors .



FRONT VIEW



SIDE VIEW



TOP VIEW



CUBA BARSTOOL

Length (W) : 400mm

Depth : 400mm

Height : 1008mm

Seat Height : 808mm

SHELL

Inner frame is made combination of PU Moulded foam / MS framework.

FOAM

Moulded Foam having density of 45 - 50g/cbm.

FINISHING

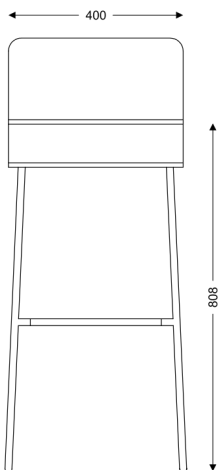
Finished in PU/ Leatherite / Fabric

BASE

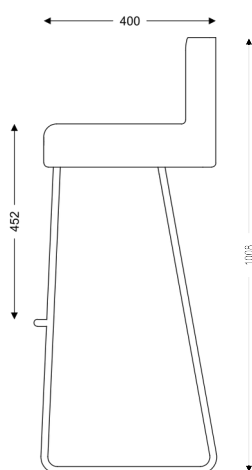
MS Base : In MS finish as approved with PVC buffer.

Wooden Base : In Wooden finish as approved with PVC buffer.


Aluminium Base : In Aluminium glossy finish as approved with Leveler or Castors .




FRONT VIEW



SIDE VIEW



FRONT VIEW



SIDE VIEW



EIVISSA BARSTOOL

Length (W) : 640mm
Depth : 500mm
Height : 830mm
Seat Height : 461mm

SHELL

Inner frame is made combination of PU Moulded foam / MS framework.

FOAM

Moulded Foam having density of 45 - 50g/cbm.

FINISHING

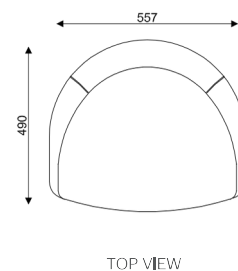
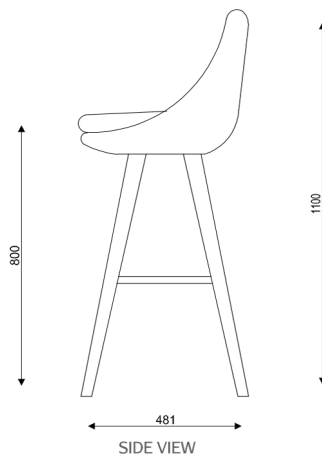

Finished in PU/ Leatherite / Fabric

BASE

MS Base : In MS finish as approved with PVC buffer.

Wooden Base : In Wooden finish as approved with PVC buffer.

Aluminium Base : In Aluminium glossy finish as approved with Leveler or Castors .



QUAD POUF

Length (W) : 410mm
Depth : 410mm
Height : 450mm

SHELL

Inner frame is made combination of PU Moulded foam / MS framework.

FOAM

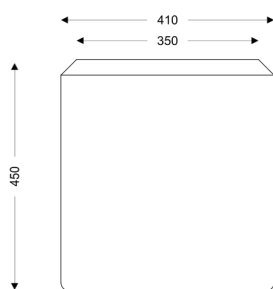
Moulded Foam having density of 45 - 50g/cbm.

FINISHING

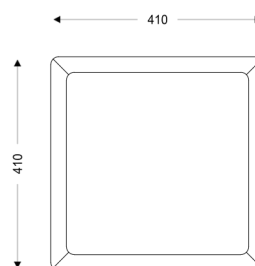
Finished in PU/ Leatherite / Fabric

BASE

PVC buffer.



FRONT VIEW



TOP VIEW

PENTA POUF

Length (W) : 584mm
Dia : 560mm
Height : 525mm

SHELL

Inner frame is made combination of PU Moulded foam / MS framework.

FOAM

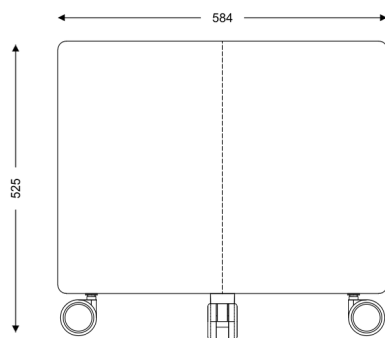
Moulded Foam having density of 45 - 50g/cbm.

FINISHING

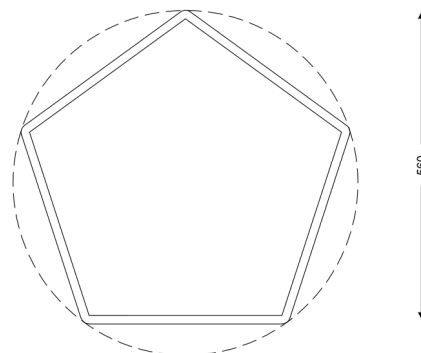
Finished in PU/ Leatherite / Fabric

BASE

PVC buffer.



FRONT VIEW



TOP VIEW

PIE POUF

Dia : 800mm
Height : 450mm

SHELL

Inner frame is made combination of PU Moulded foam / MS framework.

FOAM

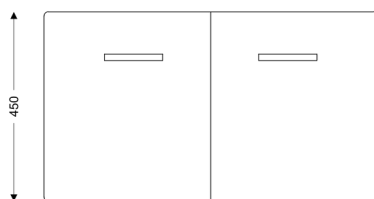
Moulded Foam having density of 45 - 50g/cbm.

FINISHING

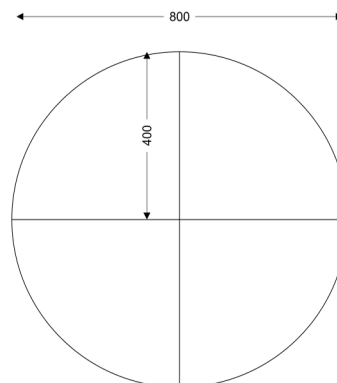
Finished in PU/ Leatherite / Fabric

BASE

PVC buffer.



FRONT VIEW



TOP VIEW



ROUND 40 POUF

Length (W) : 400mm

Dia : 400mm

Height : 450mm

SHELL

Inner frame is made combination of PU Moulded foam / MS framework.

FOAM

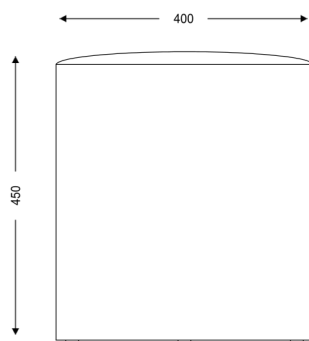
Moulded Foam having density of 45 - 50g/cbm.

FINISHING


Finished in PU/ Leatherite / Fabric

BASE

PVC buffer.



FRONT VIEW



TOP VIEW



OVAL POUF

Length (W) : 710mm
Depth : 440mm
Height : 370mm

SHELL

Inner frame is made combination of PU Moulded foam / MS framework.

FOAM

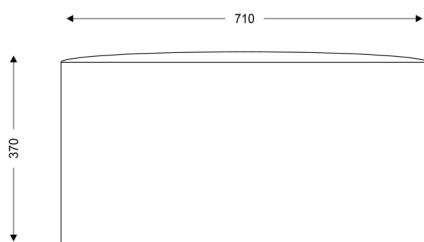
Moulded Foam having density of 45 - 50g/cbm.

FINISHING


Finished in PU/ Leatherite / Fabric

BASE

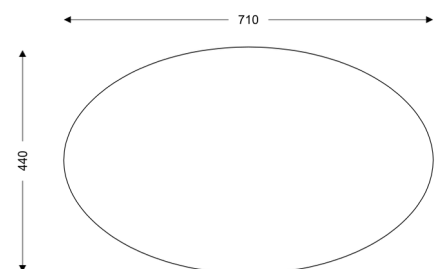
PVC buffer.



FRONT VIEW



SIDE VIEW



TOP VIEW



ADAPT CHAIR

Length (W) : 540mm
Depth : 600mm
Height : 600mm
Seat Height : 400mm

SHELL

Inner frame is made combination of PU Moulded foam / MS framework.

FOAM

Moulded Foam having density of 45 - 50g/cbm.

FINISHING

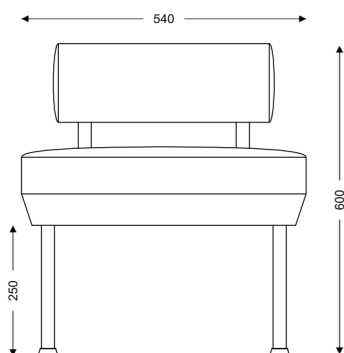
Finished in PU/ Leatherite / Fabric

BASE

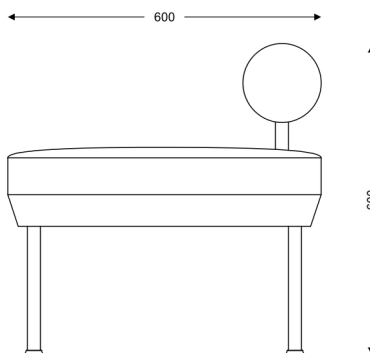
MS Base : In MS finish as approved with PVC buffer.

Wooden Base : In Wooden finish as approved with PVC buffer.

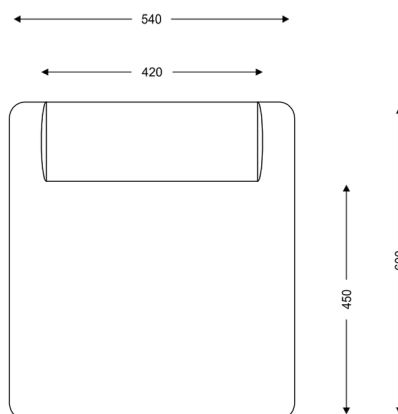
Aluminium Base : In Aluminium glossy finish as approved with Leveler or Castors .



FRONT VIEW



SIDE VIEW



TOP VIEW

SQUARE POUF

Length (W) : 450mm
Depth : 450mm
Height : 450mm

SHELL

Inner frame is made combination of PU Moulded foam / MS framework.

FOAM

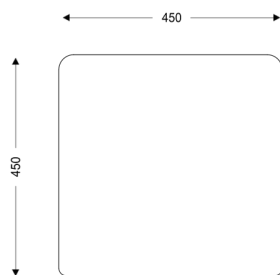
Moulded Foam having density of 45 - 50g/cbm.

FINISHING

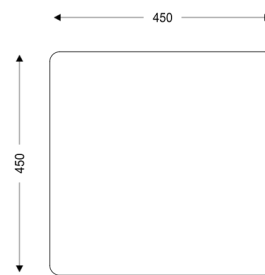
Finished in PU/ Leatherite / Fabric

BASE

PVC buffer.



FRONT VIEW



TOP VIEW



GRAU POUF

Length (W) : 500mm
Depth : 545mm
Height : 750mm
Seat Height : 445mm

SHELL

Inner frame is made combination of PU Moulded foam / MS framework.

FOAM

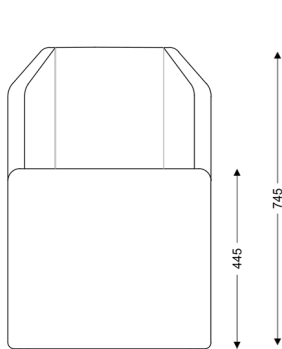
Moulded Foam having density of 45 - 50g/cbm.

FINISHING

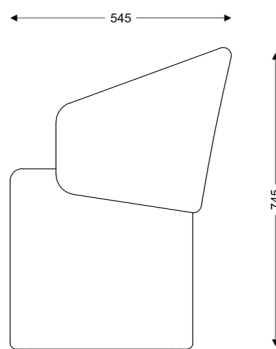
Finished in PU/ Leatherite / Fabric

BASE

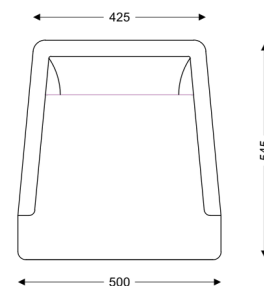
PVC buffer.



FRONT VIEW



SIDE VIEW



TOP VIEW



PASHA CHAIR

Length (W) : 1030mm
Depth : 843mm
Height : 990mm
Seat Height : 455mm

SHELL

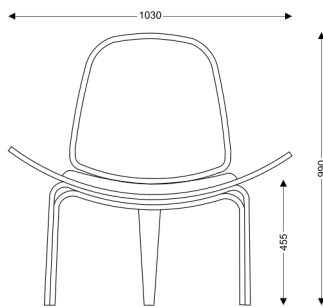
Produced in electric press forms where several (1 - 1.5mm) layers of wood are glued and pressed in a tool.

FOAM

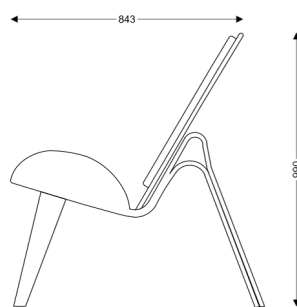
Foam 5mm thickness - foam wing density of 32g/cbm.

FINISHING

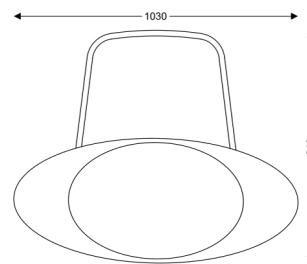
Finish can be Veneer or Laminate.



FRONT VIEW



SIDE VIEW



TOP VIEW



LISSE CHAIR

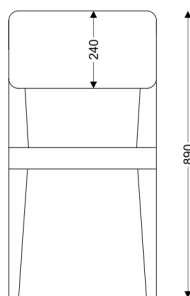
Length (W) : 450mm
Depth : 520mm
Height : 890mm
Seat Height : 465mm

SHELL

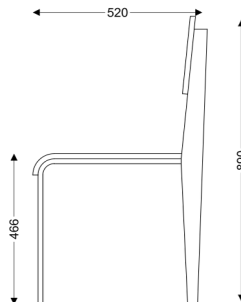
Produced in electric press forms where several (1 - 1.5mm) layers of wood are glued and pressed in a tool.

FINISHING

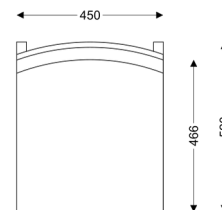
Finish can be Veneer or Laminate.



FRONT VIEW



SIDE VIEW



TOP VIEW



WILLOW CHAIR

Length (W) : 710mm
Depth : 705mm
Height : 860mm
Seat Height : 460mm

SHELL

Produced in electric press forms where several (1 - 1.5mm) layers of wood are glued and pressed in a tool.

FOAM

Foam 5mm thickness - foam wing density of 32g/cbm.

FINISHING

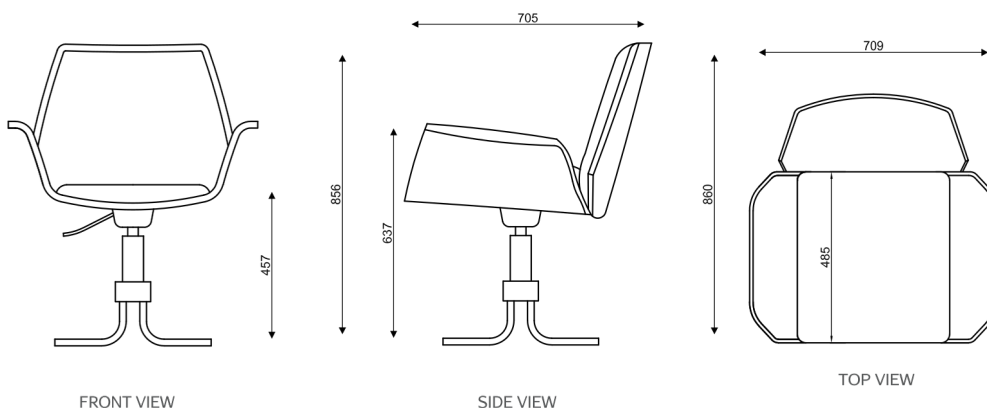
Finished in PU/ Leatherite / Fabric

BASE

MS Base : In MS finish as approved with PVC buffer.

Wooden Base : In Wooden finish as approved with PVC buffer.

Aluminium Base : In Aluminium glossy finish as approved with Leveler or Castors .



KEEP IN TOUCH



S 6/10, Palm Drive Lane,
DLF Phase 3, Sector 24,
Gurugram, Haryana 122002
+91 92057 04758
response@tirupatiooffice.com
[@tirupatiofficesystem](https://www.tirupatiofficesystem.com)

